



MACD-V

Volatility Normalised Momentum
Twice Awarded Indicator



Alex Spiroglou, CFTe, DipTA (ATAA)
S.M.A.R.T. TRADER SYSTEMS,
LONDON, GREAT BRITAIN

MACD-V

Volatility Normalised Momentum
Twice Awarded Indicator

1. MACD-V™ and MACD-VH™ Indicators

The MACD-v™ and MACD-v Histogram™ indicators were designed in 2015 by Alex Spiroglou, *DipTA(ATAA), CFTe* in order to overcome the 5 limitations of the conventional MACD, and also the drawbacks of range bound indicators like the RSI, Stochastics, etc

The MACD-v is a volatility normalised MACD that works uniformly across markets and time frames, while having a distinct Momentum Lifecycle roadmap – The 7 Ranges

2. INTERNATIONAL AWARDS

MACD-v and MACD-v Histogram were publicly disclosed in a Research paper called: "*MACD-v : Volatility Normalised Momentum*" and was awarded the prestigious :

1. "*Charles H. Dow Award*" (2022) for Excellence in Technical Analysis, administered by the Chartered Market Technicians Association (CMTA),
2. "*Founders Award*" (2022) for Advances in Investment Management, administered by the National Association of Active Investment Managers (NAAIM).

3. WHERE TO FROM HERE ?

1. *MACD-v™ FREE TRAINING*: For the accompanying MACD-v™ Core Concepts Course, please refer to the www.TheTradersForum.com
2. *MACD-v™ (Pro)*: For the advanced version of the MACD-v™ indicator and TREND Model, please to Metastock.com Add-ons
3. *S.M.A.R.T. TRADER SYSTEMS*: For more in depth Analysis and Training of Technicals and Macro, please refer to www.AlexSpiroglou.com

DISCLAIMER

All rights reserved. Reproduction or distribution of MACD-v or its contents is strictly prohibited. MetaStock and Alex Spiroglou accept no liability whatsoever for any loss arising from use of this product or its contents. This product is not a recommendation to buy or sell, but rather a guideline to interpreting specified analysis methods. This information should only be used by investors and traders who are aware of the risk inherent in securities trading.

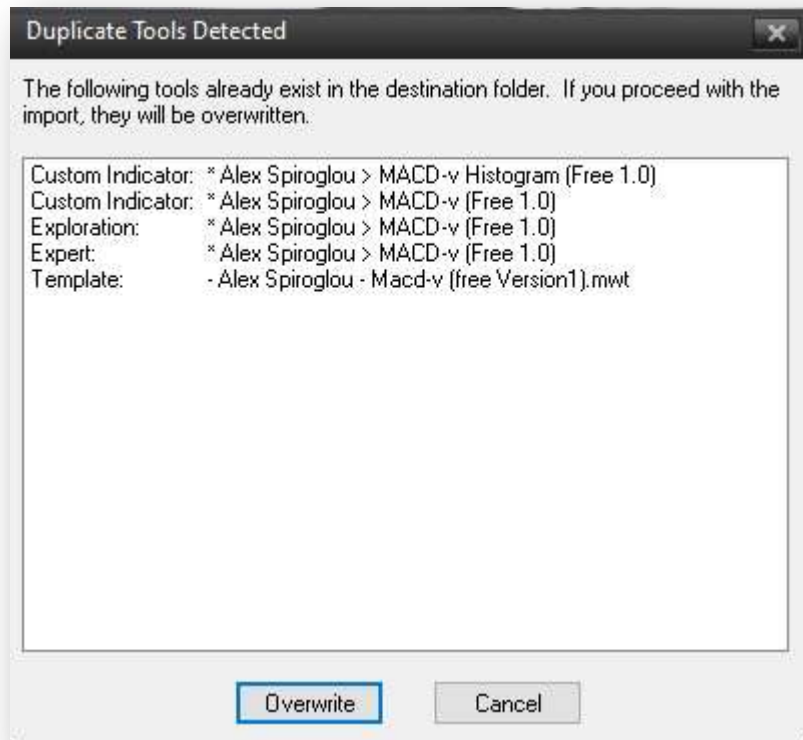
MACD-V

Volatility Normalised Momentum
Twice Awarded Indicator

1. WHAT IS INCLUDED IN METASTOCK ?

The MACD-v™ and MACD-v Histogram™ indicators have a free (Open Code) version, and a Pro version. This document is covering the former.

This includes **2 Indicators**, a **Template**, an **Expert Advisor**, an **Explorer**.

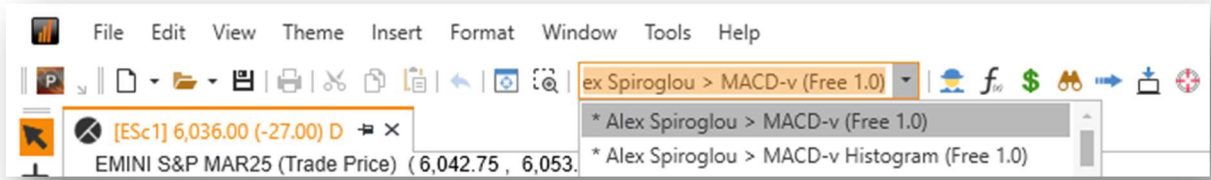


MACD-V

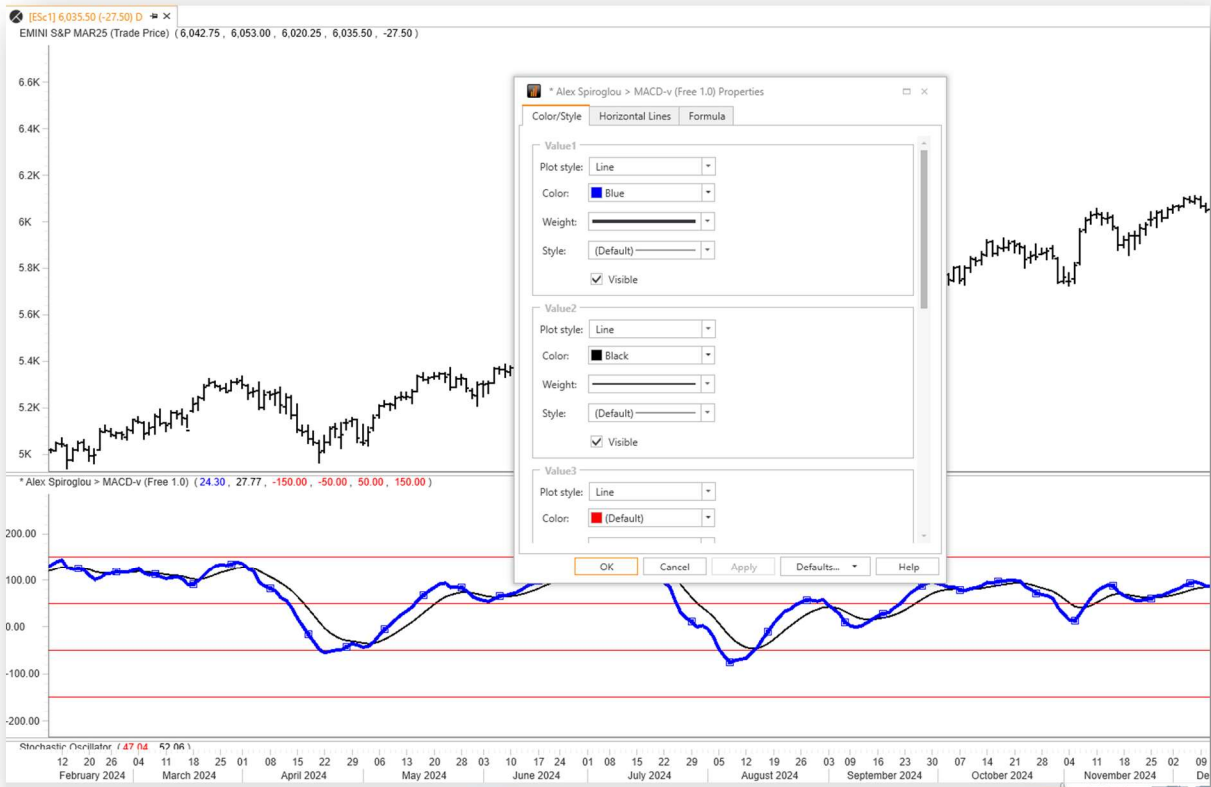
Volatility Normalised Momentum
Twice Awarded Indicator

2. THE INDICATORS

The MACD-v™ and MACD-v Histogram™ can be accessed like any other indicator in Metastock.



Once the indicators have been applied on the chart, the colour settings can be customized by double clicking on the indicator

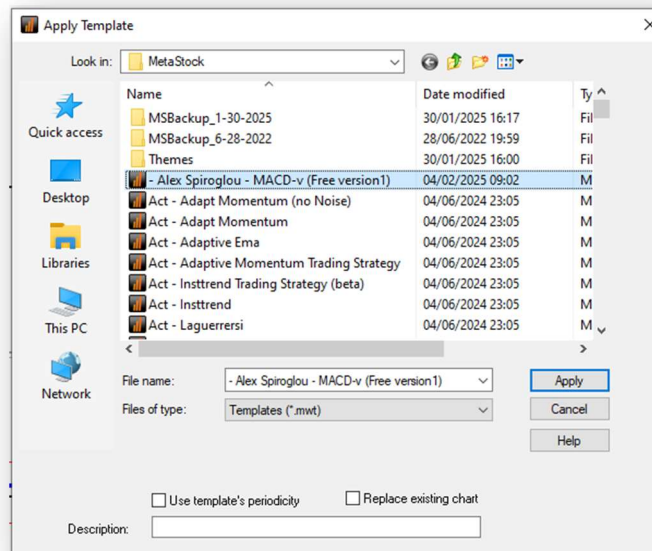


MACD-V

Volatility Normalised Momentum
Twice Awarded Indicator

2. THE TEMPLATE

If you want the original colour settings used by Alex, then you can apply the Template.
Right Click on the Chart > Apply Template > - Alex Spiroglou – MACD-v (Free version 1)



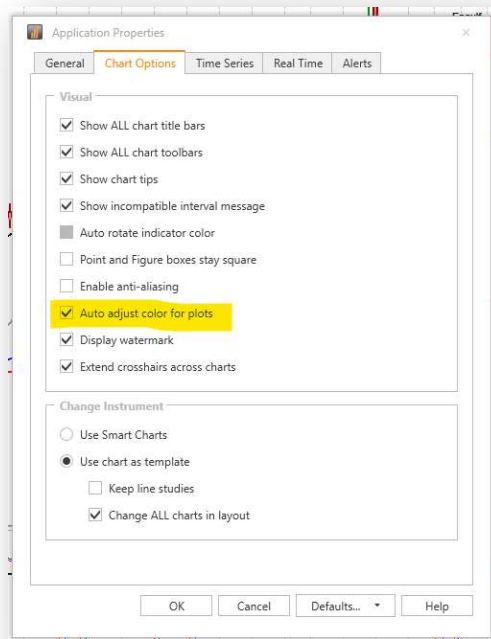
MACD-V

Volatility Normalised Momentum
Twice Awarded Indicator

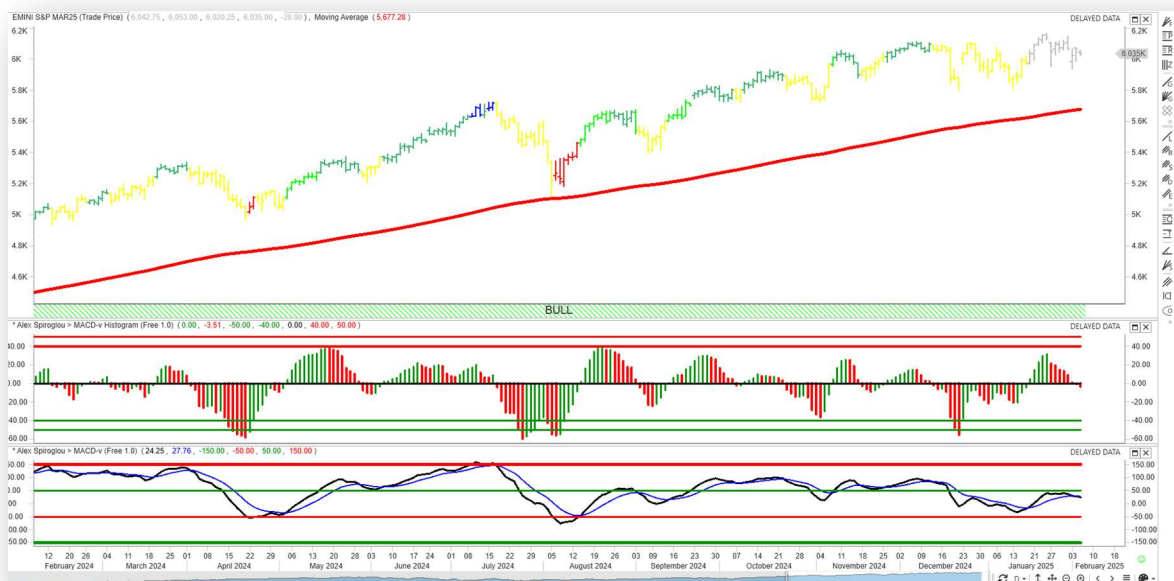
IMPORTANT NOTE

MetaStock will auto adjust colours if colours are too similar to the background colour of the chart. This may result in colours being DARKER.

To turn this off, click on *Tools > options > chart options > Uncheck the auto adjust color for plots option here:*



This should result in your chart looking similar to this

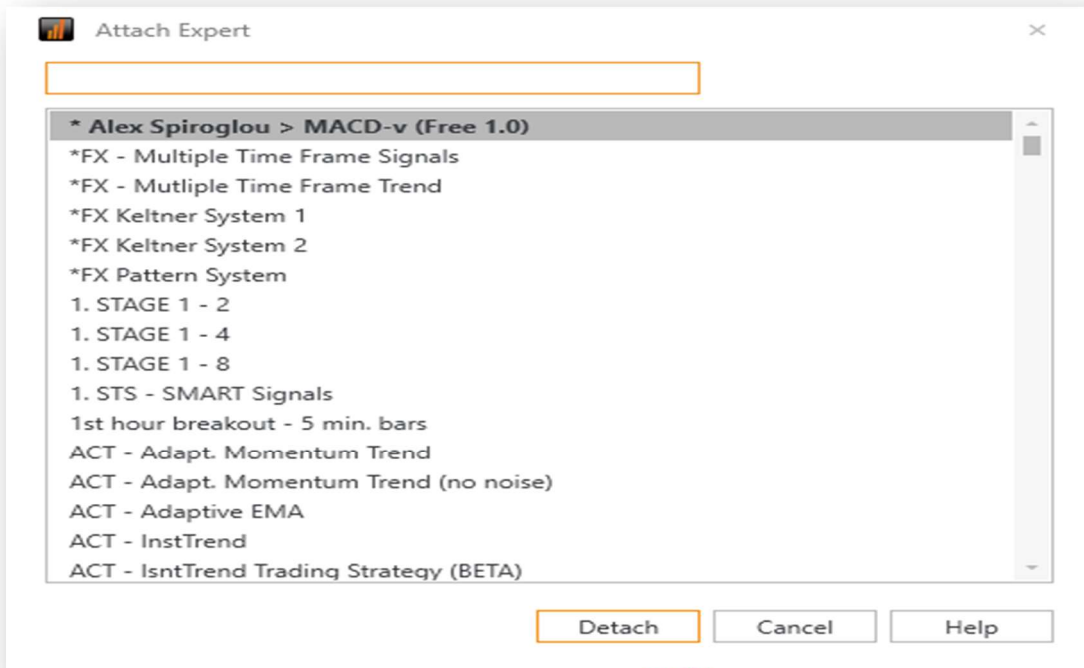


MACD-V

Volatility Normalised Momentum
Twice Awarded Indicator

3. THE EXPERT ADVISOR

The MACD-v™ and MACD-v Histogram™ can be accessed by :
Right clicking on the chart > Expert Advisor > Attach > * Alex Spiroglou > MACD-v (Free 1.0)

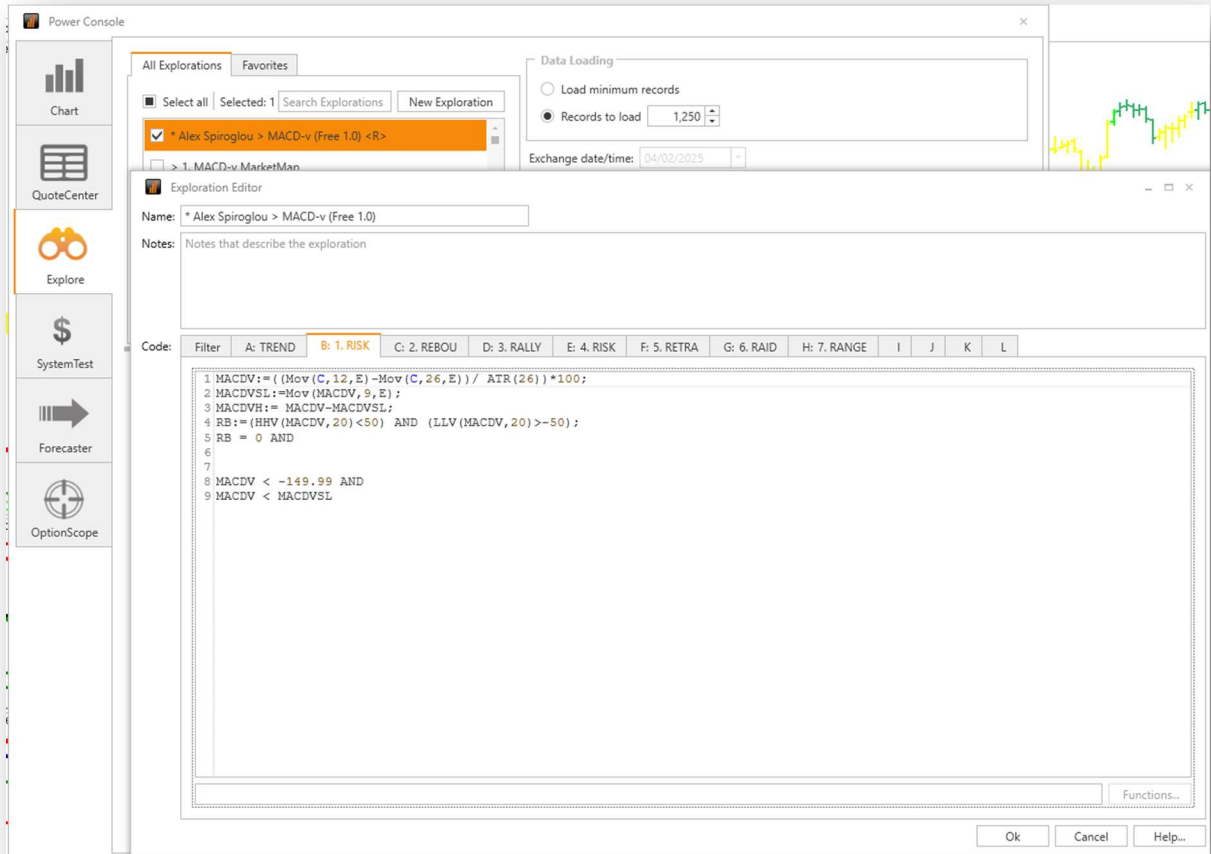


MACD-V

Volatility Normalised Momentum
Twice Awarded Indicator

4. THE EXPLORER

The MACD-v™ and MACD-v Histogram™ Explorer via the Power Console:



MACD-V

Volatility Normalised Momentum
Twice Awarded Indicator

